


D-BP Coiled strapping

Universal coiled belt for strapping wood construction elements



Approvals and Reports

- ETA-12/0523



Product information

Features and benefits

- Strapping of wood construction elements
- Various nail slots patterns for versatile installation
- Can be cut to required length on the job site
- Steel sheet thickness: 0.8 mm, 1.5 mm, 2.0 mm
- Zinc electroplated for enhanced corrosion resistance
- Anti-corrosion coating thickness min. 8µm
- Packaged in lightweight coils

Applications

- Strapping of wood construction elements
- Wooden roof constructions
- Pergolas, bowers, sheds
- Versatile utility strapping
- Wooden swings

Base materials

Approved for use in:

- Timber

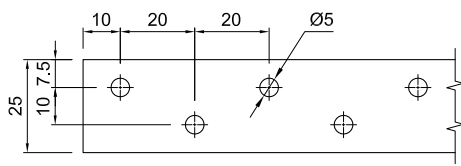
Also suitable for use in:

- Branches

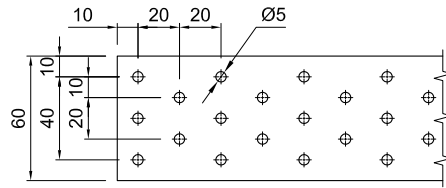
Installation guide

1. Choose the right pattern and dimension of coiled strapping
2. Set one end of the coiled strapping in required place and position and fasten it
3. Unfold coiled strapping to required place and position, avoid swings of the belt
4. Stretch the strapping and fasten it secure using anchor nails or adequate screws
5. Cut the strapping to the required length

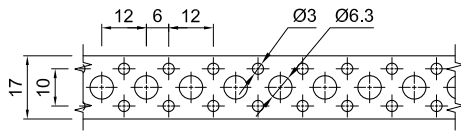
Product information



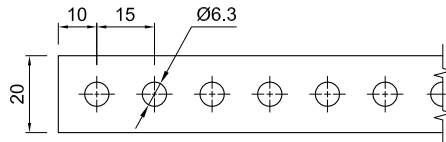
①



⑤

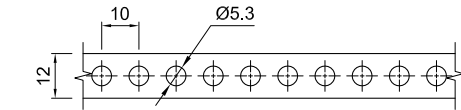


②



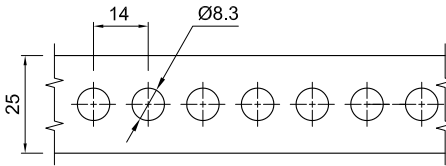
⑥

D-BP-2525D, D-BP-2010C, D-BP-2025C

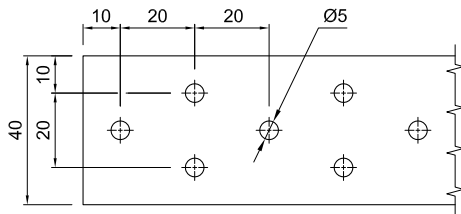


③


D-BP-6050A, D-BP-2010B, D-BP-2025B



⑦



④

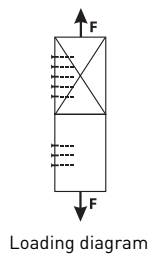


D-BP-1210D, D-BP-4010A, D-BP-4025A, D-BP-4050A

D-BP-2525D, D-BP-2525A

Product Code	Connector dimensions		Width	Roll length	Perforation type
	Thickness				
	t				
[mm]			[m]		
D-BP-1210D	0.8		12	10	3
D-BP-2010C	0.8		17	10	2
D-BP-2025C	0.8		17	25	2
D-BP-2525D	0.8		25	25	2
D-BP-2010B	1.5		20	10	6
D-BP-2025B	1.5		20	25	6
D-BP-2525A	2		25	25	7
D-BP-4010A	2		40	10	4
D-BP-4025A	2		40	25	4
D-BP-4050A	2		40	50	4
D-BP-6050A	2		60	50	5

Basic performance data



Product Code	Load resistance		
	Characteristic	Design	Recommended
	[kN]	[kN]	[kN]
D-BP-1210D	3.00	1.00	0.70
D-BP-2010C	3.00	1.00	0.70
D-BP-2025C	3.00	1.00	0.70
D-BP-2525D	3.00	1.00	0.70
D-BP-2010B	3.00	1.00	0.70
D-BP-2025B	3.00	1.00	0.70
D-BP-2525A	3.00	1.00	0.70
D-BP-4010A	3.00	1.00	0.70
D-BP-4025A	3.00	1.00	0.70

Basic performance data

Product Code	Load resistance		
	Characteristic	Design	Recommended
	[kN]	[kN]	[kN]
D-BP-4050A	3.00	1.00	0.70
D-BP-6050A	3.00	1.00	0.70

Product commercial data

Product Code	Width [mm]	Roll length [m]	Quantity [pcs]			Weight [kg]			Bar Codes
			Box	Outer	Pallet	Box	Outer	Pallet	
D-BP-1210D	12	10	1	1	600	0.58	0.58	377.4	5906675426129
D-BP-2010C ¹⁾	17	10	1	1	800	0.89	0.89	738.8	5906675440125
D-BP-2025C ¹⁾	17	25	1	1	150	2.1	2.1	342.2	5906675440224
D-BP-2525D	25	25	1	1	60	3.4	3.4	232.8	5906675428529
D-BP-2010B ¹⁾	20	10	1	1	360	2.0	2.0	742.1	5906675440323
D-BP-2025B ¹⁾	20	25	1	1	30	4.9	4.9	177.2	5906675440422
D-BP-2525A	25	25	1	1	30	8.6	8.6	288.9	5906675440521
D-BP-4010A ¹⁾	40	10	1	1	80	5.8	5.8	493.0	5906675440620
D-BP-4025A ¹⁾	40	25	1	1	60	15.0	15.0	929.8	5906675440729
D-BP-4050A ¹⁾	40	50	1	1	30	29.5	29.5	915.0	5906675440828
D-BP-6050A ¹⁾	60	50	1	1	20	48.0	48.0	990.0	5906675440927

1) ETA-12/0523